

ATELIER DLHV  
THE PERFECT CHOICE  
*when quality matters*



**Details Make The Difference**

**DLHV**  
WAVRE BELGIUM



## Company profile

Atelier DLHV has more than 20 years experience in the manufacturing and distribution of guestroom and bathroom amenities.

Taking into account the need of today's travellers, the company has always focused on innovation and development of quality and secured products at competitive prices. Another argument to trust our company is it's after sales service: we keep spare parts for all our products for at least 15 years.

The production can be divided in 2 main activities :

## Hotel products

Atelier DLHV produces table top tea or coffee facilities, sets of trays in different colors on which can be fixed a choice of kettles, coffee machines or even Nespresso machines.

In partnership with companies such as Tefal or Philips, we have also developed a choice of hair-dryers, weighting scales, pedal bins, ironing stations, alarm clock radios, shoe shine machines and a variety of other equipments for the hotel's bedroom and bathroom.

## Washroom products

Warm air hand-dryers and hair-dryers, soap dispensers and tissue dispensers.

With his expertise in manufacturing hotel products Atelier DLHV can also develop specific products for your hotel chain.

# IN-ROOM EQUIPMENT

## Hospitality trays

The stylish design is in keeping with every type of room decor

### → Advantages and features:

- ✦ Three different sizes, 3 different colors and more than 8 different kettles
- ✦ Porcelain look
- ✦ Resistant to scratches and cigarette burns
- ✦ Easy to clean
- ✦ No sharp corners
- ✦ Resists discoloration
- ✦ Cordless kettle (0.5L, 0.8L and 1L) with quick-boil system
- ✦ 2-year warranty

*First option*

#### **Hospitality tray T-184**

Size : 39 x 24 x 3 cm

Base tray - Kettle - Sachet tray

Base of the kettle not fixed to the tray



**NEW**

Hospitality tray T-186

LOVA ECO 0,5L

Size : 36 x 26,5 x 3 cm

Base tray - Kettle - Sachet tray



## Hospitality trays

[ T186 ] & [ T187 ]

### Model : T-186

Size : 36 x 26,5 x 3 cm

Colors : Black - White - Ivory

Composition : Base tray - Kettle - Sachet tray

Security base of the kettle fixed to the tray

Any kettle could fit on the tray



### Model : T-187

Size : 39,5 x 37,5 x 3 cm

Colors : Black - White - Ivory

Composition : Base tray - Kettle - Crockery tray - Sachet tray

Security-base of the kettle fixed to the tray

Any kettle could fit on the tray



**NEW**

[ T200 ] & [ T201 ]



*First option*

**Hospitality tray T-200**

Size : 36.5 x 25.5 x 2.4 cm

Base tray - Kettle

Base of the kettle fixed to the tray

➔ **Advantages and features:**

- ✦ Two different sizes, 3 different colors and more than 8 different kettles
- ✦ Easy to clean
- ✦ Resists discoloration
- ✦ Cordless kettle (0.5L, 0.8L and 1L) with quick-boil system
- ✦ 2-year warranty



**Hospitality tray T-201**

Size : 39 x 33 x 2.4 cm

Base tray - Kettle

Security-base of the

kettle fixed to the tray

Sachet tray in option



T-201 Wenge color



T-201 Mahogany color



T-201 Natural Bamboo color

# IN-ROOM EQUIPMENT

## Kettles



Lova 9501 Ivory



Lova 9501 White



Lova 9531 Mtm White



Lova 9531 Mtm Black

**NEW**

**Lova ECO Finally a perfect kettle for the hotel use**

- Less water consumption
- Less electricity
- Less space

**Choosing the Lova Eco**  
you not only **save the Environment**  
but you also **save money**

- ✦ Compact cordless kettle 0,5L : 2 cups
- ✦ Heating element : 800 W
- ✦ 220-240 V, 50-60 Hz
- ✦ Manual switch on/off
- ✦ Concealed heating element
- ✦ Automatic shut-off



### ➔ Advantages and features:

- ✦ Cordless kettle 360° with power station
- ✦ 0,5L, 0,8L and 1L
- ✦ Elegant design
- ✦ Automatic shut-off
- ✦ Scale filter that can be cleaned
- ✦ 220/240 V – 50/60 Hz
- ✦ Concealed heating element 1850/2200 W
- ✦ In accordance with the EMC Directives
- ✦ Warranty 2 years



**Philips 0,8L Stainless Steel**  
900W - graduated by cup



**Philips 0,8L White**  
900W - graduated by cup



**Tefal Mini**  
0,8L Stainless Steel



**Tefal Mini**  
0,8L White



# Coffee Makers



**4 cups Coffee Maker (3278-500)**

- ✦ Auto off after one hour
- ✦ On/off switch heavy duty w/light
- ✦ Covered water reservoir
- ✦ Non-stick warming plate
- ✦ Brew basket pull-out
- ✦ 4 cups carafe capacity
- ✦ 700 W
- ✦ 220 volts

**Possibility to be fixed on our trays (option).**



**Philips (Senseo)**

- ✦ Unique brewing system for optimal taste
- ✦ Sensational coffee : large coffee pod variety
- ✦ 1 or 2 cups of SENSEO® coffee in less than a minute
- ✦ Removable water reservoir



**Dolce Gusto (KP2100)**

- ✦ Espresso, Caffè Lungo, Cappuccino, Chococino
- ✦ Stainless steel drip tray
- ✦ 15 bar automatic pressure regulation
- ✦ Aluminium Thermoblock, no pre-heating necessary
- ✦ 1500 W
- ✦ Cable 1,5m
- ✦ Dimensions 43x25x38 cm



**Krups XN 2125 (Nespresso)**

- ✦ New Compact Brewing Unit technology
- ✦ 19 Bar pressure pump
- ✦ Thermobloc heating element
- ✦ Automatic and programmable Coffee Quantity
- ✦ Ejection of used capsule
- ✦ 0.9 liter removable water tank
- ✦ 1260 W
- ✦ Color : Titane



## Entertainment docking and radio

### Philips Docking Entertainment System DC315 (Iphone/Ipod)

Wake up to your favourite tunes from iPhone, iPod and radio.

- ✦ Easy to use
- ✦ Charging Iphone and Ipod
- ✦ Rich and clear sound
- ✦ Bass reflex and 2x4 W RMS
- ✦ Clock/Version: Digital
- ✦ Compatible MP3
- ✦ Auto digital tuning
- ✦ 220/240 V – 50/60 Hz



### Philips alarm clock radio AJ3121/12

This stylish radio alarm clock looks nice and wakes you up in time. It has a built-in AM/FM radio and gives you the choice of waking up to your favourite station or with a buzzer.

- ✦ Easy to use
- ✦ Alarms: 24-hour alarm reset, Buzzer Alarm, Radio
- ✦ Alarm, Repeat alarm (snooze), Sleep timer
- ✦ Clock/Version: Digital
- ✦ 4-digit display
- ✦ Sound: Output power (RMS): 100 mW - Mono
- ✦ Volume Control: rotary
- ✦ 220/230 V 50Hz



# Ironing station

Atelier DLHV's selection of irons and ironing boards features Sunbeam safety and steam irons. A perfect choice for your needs. Include safety strap, cradle and wall bracket.

- ✦ Motion Smart Auto-off 15 min if not moving and 30 sec standing
- ✦ Adjustable steam
- ✦ Spray mist
- ✦ Non-stick soleplate
- ✦ Self cleaning
- ✦ Water fill cup
- ✦ 1200 W
- ✦ Agency approvals
- ✦ 220-240 V
- ✦ Minimum storage space
- ✦ Organizer prevents iron burns
- ✦ Durable board



Sunbeam 4211-500



Sunbeam 3964-500



Philips GC2860

- ✦ 2100W
- ✦ 220-240 V
- ✦ 50/60Hz
- ✦ Auto-Off
- ✦ New steam glide soleplate

# BATHROOM EQUIPMENT

## Hair-dryers

Valera  
Premium 1200 super



Valera  
Action super plus 1200



Valera  
Premium Smart Shaver



Valera  
Premium 1200 shaver



- ⊕ New Design, modern and stylish
- ⊕ Double insulation
- ⊕ Nano-silver antibacteria coating
- ⊕ Two switches
  - An isolating switch on the wall holder
  - A safety return switch on the "pistol"

- ⊕ Power and comfort
- ⊕ 150/600/1200 W
- ⊕ 3 temperatures settings
- ⊕ 2 speeds
- ⊕ Quiet operation
- ⊕ 2-year warranty

Option : Alternative 1600w available



**Philips**  
Salon Dry Active Ion  
HP4954



**NEW**

- ✦ **New** Professional hair-dryer 1600 W
- ✦ Two speed/two temperature settings
- ✦ Cool hair setting
- ✦ On/Off push button
- ✦ Non detachable nozzle
- ✦ Ionic conditioning
- ✦ Ergonomic design
- ✦ Shaver socket (110-220V)
- ✦ Safety isolating transformer
- ✦ Unique Philips feature :  
**Eco powersave socket**  
a unique socket, with 0 standby power
- ✦ Extra high-quality,  
scratch resistant finishing
- ✦ High quality, proven by Kema-Mark

**Lova Air 1250**



- ✦ **New** Compact, profiled design  
blends with any room décor
- ✦ Double insulation
- ✦ Safety switch on wall bracket
- ✦ 700/1250 W
- ✦ 2 temperatures settings
- ✦ 2 speeds
- ✦ Quiet operation
- ✦ Concentrator nozzle
- ✦ Uses the latest materials and is  
built to professional standards.
- ✦ Long life motor
- ✦ CE compliant
- ✦ 2-year warranty

# BATHROOM EQUIPMENT

## Free Standing Hair-dryers

### Lova Air 1250

- ✦ **New** Compact, profiled design blends with any room décor
- ✦ Double insulation
- ✦ 700/1250 W
- ✦ 2 temperatures settings
- ✦ 2 speeds
- ✦ Quiet operation
- ✦ Concentrator nozzle
- ✦ Uses the latest materials and is built to professional standards.
- ✦ Long life motor
- ✦ CE compliant
- ✦ 2-year warranty



### Excell 1800

- ✦ Air flow control switch: 2 settings
- ✦ Air temperature control switch : 3 settings
- ✦ 6 air flow/temperature combinations
- ✦ COOL air setting
- ✦ Removable air filter
- ✦ Wall-holder in option



### Silent Energy 1600

- ✦ Air flow control switch: 2 settings
- ✦ Air temperature control switch: 3 settings
- ✦ 6 air flow/temperature combinations
- ✦ COOL air setting
- ✦ Removable air filter
- ✦ Wall-holder in option



# Weighting Scale and Toilet Brushes




**Brabantia with wall bracket**



**Lova Clean 1**  
Extra brushes in option



**Lova Clean 2**  
Extra brushes in option



**Tefal Atlantis**

- ✦ Product code: PP3019
- ✦ Four high precision strain gauge sensor system
- ✦ Auto zero and auto-off
- ✦ Maximum weight capacity 160 kg
- ✦ Division 100 g
- ✦ Tempered safety glass
- ✦ Anti slippery pad included



## ➔ Advantages and features:

- ✦ Easy to clean
- ✦ Corrosion resistant

# Brabantia Bins

10 YEARS WARRANTY



## Advantages and features - bin 3L & 5L

- ✦ Solid metal lid
- ✦ Odour-proof and silent
- ✦ Strong plastic inner bucket – removable and easy to clean
- ✦ Robust pedal mechanism
- ✦ Choice of finishes : brilliant steel, matt steel or white

## Wastepaper bin 7L

- ✦ Stainless steel flame extinguisher cuts off the oxygen supply if there is a fire in the bin (self-extinguishing)
- ✦ Ideal for the use in hotels and institutions
- ✦ Practical design - most bin contents discretely covered
- ✦ Tested and certified by RWTÜV Germany

## Wastepaper bin 10L Black Steel

- ✦ Ideal for the use in hotels and institutions
- ✦ Simple design
- ✦ Tested and certified by RWTÜV Germany





# Toilet paper dispensers

made from top-quality materials and  
finished with attention to detail

## → Advantages and features

- ✦ Steel with high-temperature enamel coating
- ✦ Economical - 50% less paper use
- ✦ Resistant to scratches and cigarette burns
- ✦ Easy roll replacement
- ✦ Paper level indicator
- ✦ 3 options : white, stainless steel, chromed



### **Senior >**

Ideal for public buildings,  
industry & schools.

Diameter: 36.5 cm, depth: 13 cm

Paper length 700 -1000 m

Core size : from 59 - 64 mm

### **< Junior**

Ideal for hotels, offices & homes.

Diameter: 22 cm, depth: 13 cm

Paper length 200 - 400 m

Core size : from 59 - 64 mm



# WASHROOM PRODUCTS

## Soap dispensers



**Mildoz – soap pouch dispensers**  
**Liquid soap dispenser 0.8L capacity**

- ✦ Elegant and compact design
- ✦ Economical: each press releases the exact quantity of soap for 1 hand wash
- ✦ Reliable: every soap pouch is easily replaced
- ✦ Easy to clean
- ✦ No sharp corners
- ✦ Strong: made from high-impact ABS
- ✦ Finish: white/chrome or brushed
- ✦ Dimensions: 13.5 x 24 x 12 cm
- ✦ Refill pouch 800 cc



**Refillable soap dispenser.**  
**Lt.1.2 ST-STEEL**  
**Liquid soap dispenser, refillable, capacity 1.2L with**  
**ash-tray. Finish: bright or brushed stainless steel or**  
**white coated sheet metal**

- ✦ mod. 542
- ✦ 320 x 105 x 110 mm
- ✦ Sturdy steel
- ✦ Refillable soap dispenser
- ✦ Lineacqualba



# Hand-dryers Prestige & Rush



## Prestige SP88 hand-dryer & hair-dryer **5 year warranty**

- ✦ THE antivandalism solution, protected against abuse by a 6mm thick enamelled cast iron cover
- ✦ High speed and long life motor
- ✦ airflow 5.5 m3/min
- ✦ Double thermal protection
- ✦ Cenelec certified - C.E. Class I - IP23
- ✦ 6 colors : White, Beige, Blue, Green, Brown, Bordeaux



## Rush: compact design, elegant and powerful **3 year warranty**

- ✦ **Vandal-proof** : outer shell pressed from 1.5-mm sheet steel.
- ✦ **Quiet operation** : recommended for use in offices, hotels, community and social facilities.
- ✦ **High Performance**, long-life motor (35000 hours), air flow of 4.2 m3 / min.
- ✦ **Drying time** : less than 30 seconds.
- ✦ **Economical** : uses only 0,018 units of electricity for each 30 seconds dry.
- ✦ **Safety** is provided by double insulation and double thermal protection.
- ✦ Cenelec certified – CE. Class II – IP23



Stainless Steel



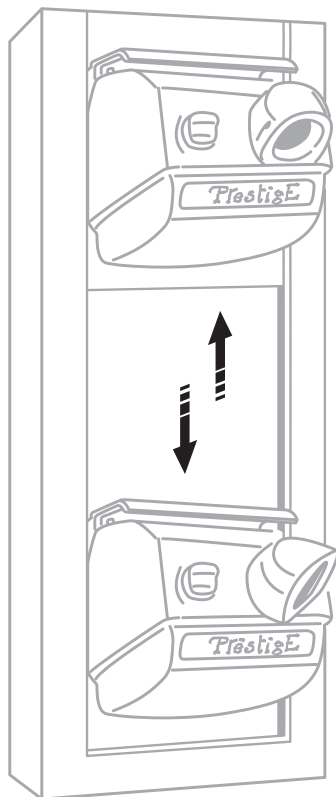
White Porcelain Enamel



Chrome Plated

# WASHROOM PRODUCTS

## Liftier



### → FOR THE SMALL AND THE TALL

#### **Compact:**

The Liftier is ideal for locations where there is not enough space to fit more than one hair-dryer

#### **Robust:**

The Liftier is made from sturdy 2-mm sheet steel protected by a white polyester-epoxy coating for many years of trouble - free use

- ✦ Easy installation: 4 fastening points
- ✦ Dimensions: 437x 133 x 1014 mm
- ✦ Weight: 45 Kg including the hair-dryer
- ✦ Colors: white or grey
- ✦ Option mirror




## Shoe Shine Machine



### Cosmo

- ✦ Attractive and actual design
- ✦ Cast aluminium cover 8 mm
- ✦ Powerful motor
- ✦ 2 polishing brushes and 1 pre-cleaning brush
- ✦ Manual switch on/off
- ✦ 230 v
- ✦ 130 W
- ✦ Polisher dispenser 0,75L
- ✦ 60x42x95 cm
- ✦ Warranty: 3 years
- ✦ Color: claret, graphite, black, silver



### Easy comfort

- ✦ Practical for home use
- ✦ Powerful motor
- ✦ 2 polishing brushes and 1 pre-cleaning brush
- ✦ Manual switch on/off
- ✦ 230 v
- ✦ 100 W
- ✦ Polisher dispenser 0,2L
- ✦ 49x32x31 cm
- ✦ Warranty: 2 years
- ✦ Color: graphit



### Cosmo Plus

Same as Cosmo but:

- ✦ Perfect for the use in offices and hotels
- ✦ Ergonomic polished stainless steel bar – safety grip
- ✦ Manual switch on/automatic switch off



Chaussée de Louvain 473 bt1  
B-1300 Wavre - Belgium  
Tel: +32 10 24 18 59 - Fax: +32 10 24 17 37 -  
e-mail: [info@atelierdlhv.be](mailto:info@atelierdlhv.be)

